



The Zone



Shown in Highlander® - Natural Wood

The Zone® Nailing Area & Color Selector Guide

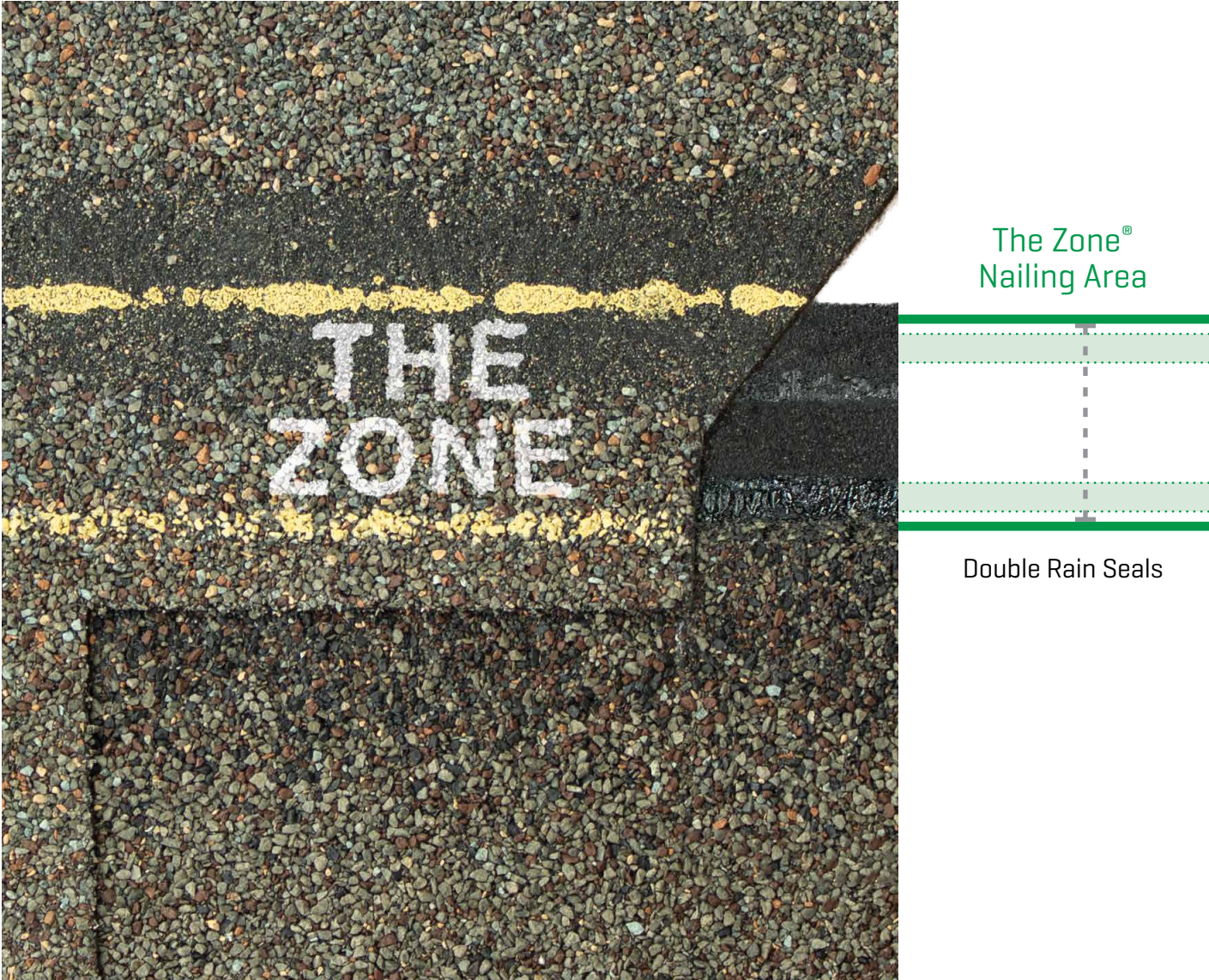


THE ZONE® NAILING AREA

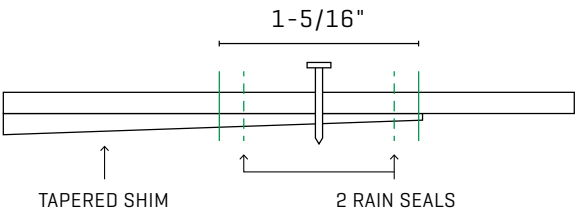
An average roof requires thousands of properly placed nails. The Zone®, Malarkey’s patented wider nailing area and common bond overlap on architectural shingles, helps ensure that every nail hits and penetrates both shingle layers for maximum protection from nail pull-out and shingle uplift, while double rain seals add extra protection from wind-driven rain.

Our tapered shim (backing layer) helps the shingle lay flat and shed water without interruption. Standard shingles leave a ridge that can create *troughing*, allowing water to run sideways under shingles and then down a misplaced nail, resulting in leaks.

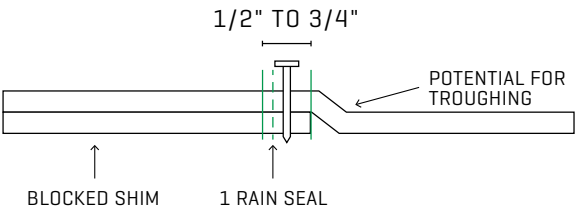
Malarkey Shingle Nailing Area - [1-5/16" wide, 2 rain seals]




MALARKEY SHINGLE NAILING AREA








STANDARD SHINGLE NAILING AREA



Standard Shingle Nailing Area - [1/2" to 3/4" wide, 1 rain seal]



The Colors



Matching colors available in high-profile EZ-Ridge® XT as well as standard low-profile RidgeFlex® hip and ridge shingles.

Please refer to sales sheet for most updated color availability in your region.



Please Reuse: Please return this display to your contractor when finished. Thank you!

Disclaimer: Photographs of shingles may not accurately represent their true color or the variations of color blends that will appear on the roof. *[Before installation, five or six shingles should be laid out and reviewed for desired color.]* Colors and specifications subject to change without notice. Shingle colors not available in all regions or product lines.